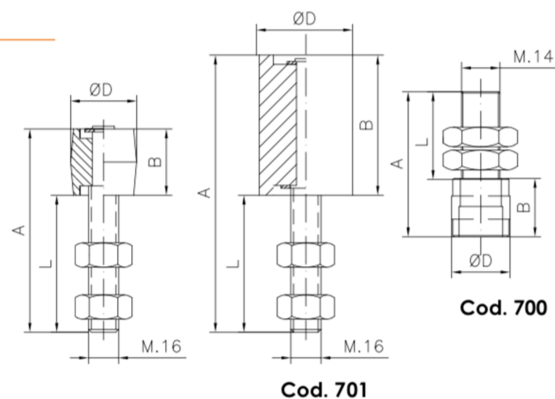




Polea guía de nylon | Familia 5

Polia guía de nylon
Nylon roller
Poulie guide en nylon



Cod.	Medidas Dimensions	A	B	L	ØD			
700	25x35	70	35	35	25	24	2,90	
133	30x30	70	30	40	30	36	4,70	
132	35x35	110	35	75	35	25	4,95	
134	40x40	80	40	40	40	20	3,45	
1342	40x40	110	40	70	40	40	8,45	
701	40x60	109	60	49	40	16	3,75	
Acero Inoxidable - Inox - Stainless Steel							AISI 303	
1332	30x30	70	30	40	30	12	1,60	
1321	35x35	110	35	75	35	10	2,00	
1341	40x40	80	40	40	40	8	1,45	